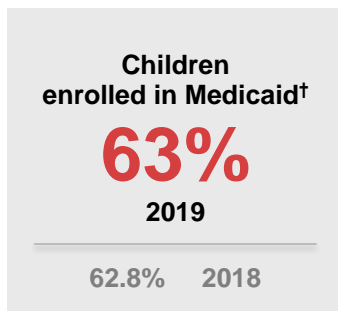
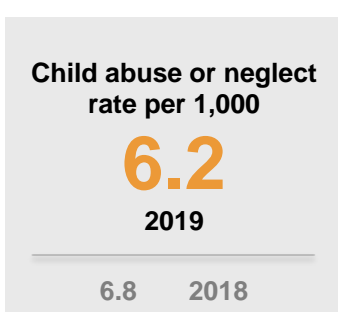
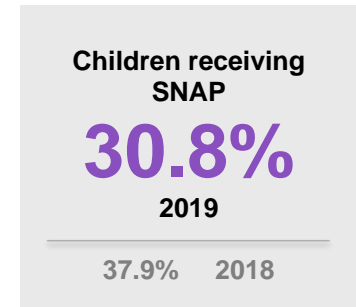
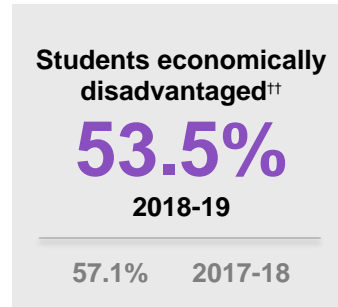

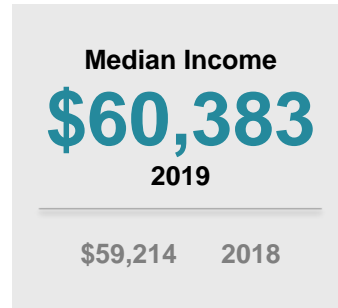
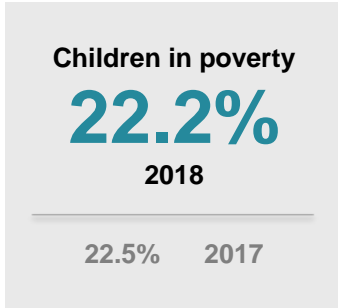


Franklin COUNTY

2020

KIDS COUNT COUNTY PROFILE

	Ohio	Franklin
Child population:	2,578,019	305,407
Percent Black:	15.7%	29.3%
Percent White:	76.2%	58.1%
Percent Asian:	2.6%	5.4%
Percent Hispanic:	6.4%	9.4%



[†]Based on county of residence

^{††}Some eligible districts can identify all or nearly all students as economically disadvantaged

*Rates based on fewer than 10 cases are unstable and not reported

***Rates based on fewer than 10 births are unstable and not reported

KIDS COUNT COUNTY PROFILE

Franklin COUNTY



K-12
Education

Ohio

Enrollment	1,660,354
3rd Grade Reading - Proficient	61.2%
8th Grade Math - Proficient	41%
High School Graduation	85.3%
Chronic Absenteeism	12.5%
Suspensions or Expulsions per 100 Students	12.6

District	Enrollment	3rd Grade Reading - Proficient or Higher (%)	8th Grade Math - Proficient or Higher (%)	High School Graduation Rate (%)	Chronic Absenteeism (%)	Suspensions or Expulsions per 100 Students
Bexley City	2,490	89.6%	>95%	98.0%	6.5%	1.6
Canal Winchester Local	3,812	74.2%	61.8%	98.1%	12.1%	14.6
Columbus City School	48,928	43.0%	35.4%	82.1%	42.0%	39.5
Dublin City	15,710	83.3%	81.3%	96.5%	9.3%	3.3
Gahanna-Jefferson City	7,699	82.9%	71.8%	93.4%	8.9%	9.8
Grandview Heights Schools	1,057	86.6%	87.5%	100.0%	6.4%	0.5
Groveport Madison Local	5,900	57.8%	52.8%	81.1%	25.2%	18.9
Hamilton Local	3,102	85.3%	53.6%	90.8%	13.1%	15.1
Hilliard City	15,998	67.6%	62.5%	93.7%	7.6%	4.6
New Albany-Plain Local	4,931	92.5%	92.1%	98.9%	5.2%	1.3
Reynoldsburg City	7,221	71.2%	67.1%	96.0%	17.0%	8.9
South-Western City	22,656	59.3%	70.8%	87.9%	20.3%	20.6
Upper Arlington City	5,893	88.5%	90.5%	97.5%	5.6%	2.1
Westerville City	14,822	78.4%	77.3%	90.9%	10.2%	10.4
Whitehall City	3,477	49.6%	45.2%	78.6%	24.7%	23.1
Worthington City	10,063	82.7%	87.3%	95.2%	8.0%	4.9



COVID-19 has impacted the lives of Ohio's children and families with job loss, school closings and isolation.

The 2020 KIDS COUNT County Profiles reflect child well-being prior to COVID-19. These data serve as benchmarks as we move forward.

Measures of child well-being are indicators of a true economic recovery.