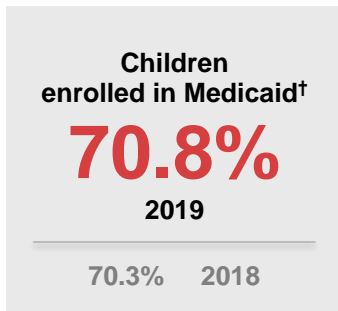
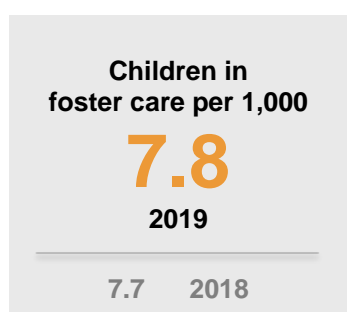
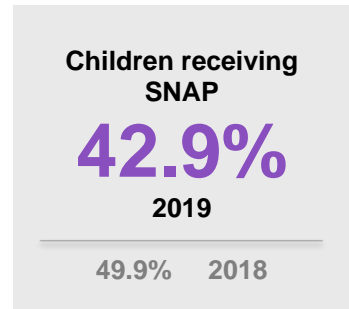

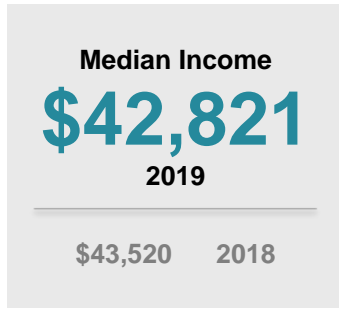
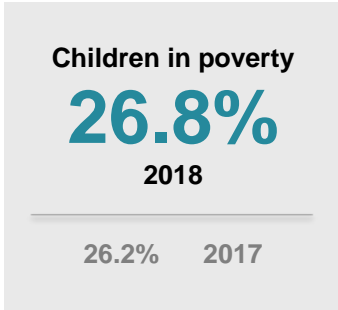


Jefferson COUNTY

2020

KIDS COUNT COUNTY PROFILE

| | Ohio | Jefferson |
|-------------------|-----------|-----------|
| Child population: | 2,578,019 | 12,517 |
| Percent Black: | 15.7% | 6.9% |
| Percent White: | 76.2% | 86.5% |
| Percent Asian: | 2.6% | 0.5% |
| Percent Hispanic: | 6.4% | 3% |



[†]Based on county of residence

^{††}Some eligible districts can identify all or nearly all students as economically disadvantaged

*Rates based on fewer than 10 cases are unstable and not reported

***Rates based on fewer than 10 births are unstable and not reported

KIDS COUNT COUNTY PROFILE

Jefferson COUNTY



K-12 Education

Ohio

| | |
|--|-----------|
| Enrollment | 1,660,354 |
| 3rd Grade Reading - Proficient | 61.2% |
| 8th Grade Math - Proficient | 41% |
| High School Graduation | 85.3% |
| Chronic Absenteeism | 12.5% |
| Suspensions or Expulsions per 100 Students | 12.6 |



| District | Enrollment | 3rd Grade Reading - Proficient or Higher (%) | 8th Grade Math - Proficient or Higher (%) | High School Graduation Rate (%) | Chronic Absenteeism (%) | Suspensions or Expulsions per 100 Students |
|--------------------|------------|--|---|---------------------------------|-------------------------|--|
| Buckeye Local | 1,570 | 65.3% | 59.1% | 93.4% | 20.4% | 6.0 |
| Edison Local | 1,464 | 76.7% | 68.8% | 89.4% | 16.3% | 15.4 |
| Indian Creek Local | 2,012 | 81.1% | 61.2% | 91.9% | 33.7% | 5.9 |
| Steubenville City | 2,544 | >95% | 95.2% | 99.4% | 8.9% | 0.1 |
| Toronto City | 890 | 81.3% | 50.0% | 94.7% | 20.7% | 3.6 |



COVID-19 has impacted the lives of Ohio's children and families with job loss, school closings and isolation. The 2020 KIDS COUNT County Profiles reflect child well-being prior to COVID-19. These data serve as benchmarks as we move forward. Measures of child well-being are indicators of a true economic recovery.

QUESTIONS FOR POLICYMAKERS

Many children are experiencing food insecurity for the first time due to COVID-19. As a community, how can we support child nutrition and help families keep food on the table?



Thousands of families have lost health coverage that was tied to their employment. How will you ensure that every child receives affordable healthcare?

With education moving online, children need safe, stable homes and high-speed internet. What is your plan to prevent housing instability and increase access to internet service?

