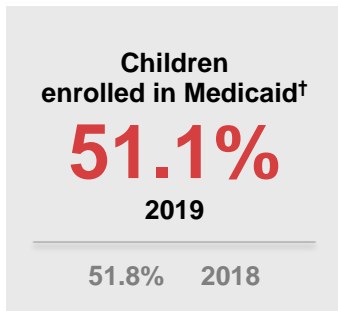
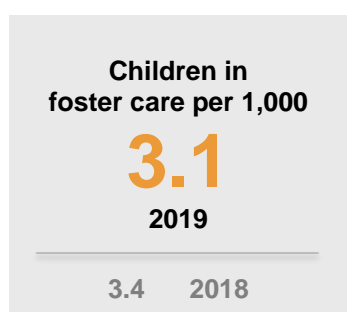
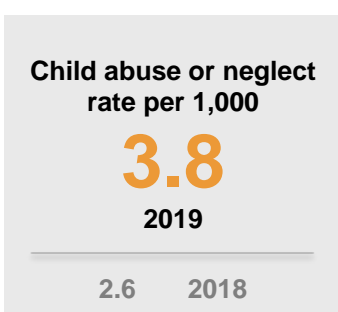
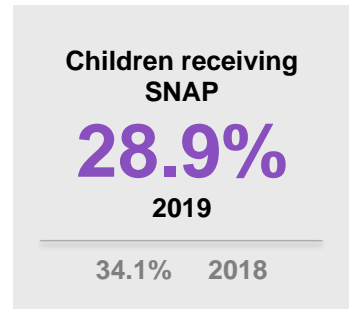

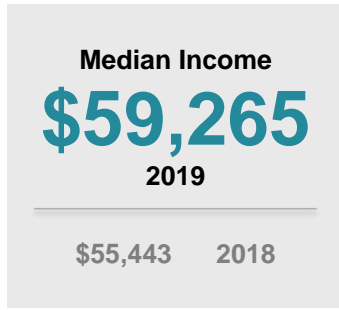



# Lorain COUNTY

2020

## KIDS COUNT COUNTY PROFILE

	Ohio	Lorain
Child population:	2,578,019	67,504
Percent Black:	15.7%	11.4%
Percent White:	76.2%	79.8%
Percent Asian:	2.6%	1.3%
Percent Hispanic:	6.4%	15.9%



<sup>†</sup>Based on county of residence

<sup>††</sup>Some eligible districts can identify all or nearly all students as economically disadvantaged

\*Rates based on fewer than 10 cases are unstable and not reported

\*\*\*Rates based on fewer than 10 births are unstable and not reported

# KIDS COUNT COUNTY PROFILE



Ohio	
Enrollment	1,660,354
3rd Grade Reading - Proficient	61.2%
8th Grade Math - Proficient	41%
High School Graduation	85.3%
Chronic Absenteeism	12.5%
Suspensions or Expulsions per 100 Students	12.6

# Lorain COUNTY



District	Enrollment	3rd Grade Reading - Proficient or Higher (%)	8th Grade Math - Proficient or Higher (%)	High School Graduation Rate (%)	Chronic Absenteeism (%)	Suspensions or Expulsions per 100 Students
Amherst Ex. Village	3,550	83.5%	77.5%	95.9%	11.0%	5.4
Avon Lake City	3,768	>95%	87.4%	96.6%	6.4%	2.1
Avon Local	4,321	93.0%	86.2%	98.7%	5.4%	3.2
Clearview Local	1,624	65.6%	65.4%	87.5%	25.0%	23.0
Columbia Local	830	68.3%	71.2%	98.9%	7.8%	4.6
Elyria City Schools	6,053	51.1%	33.8%	88.6%	22.4%	19.9
Firelands Local	1,606	75.4%	74.8%	93.7%	11.8%	6.8
Keystone Local	1,450	80.2%	77.0%	93.3%	9.8%	3.1
Lorain City	6,391	42.8%	37.5%	77.1%	45.4%	34.0
Midview Local	2,890	80.6%	82.7%	94.4%	15.0%	12.1
North Ridgeville City	4,329	71.5%	63.7%	93.8%	10.9%	8.3
Oberlin City Schools	970	73.8%	40.0%	88.2%	20.9%	15.0
Sheffield-Sheffield Lake	1,639	76.1%	77.0%	93.5%	14.7%	5.0
Wellington Ex. Village	1,000	78.8%	61.5%	94.7%	13.9%	6.8



**COVID-19 has impacted the lives of Ohio's children and families with job loss, school closings and isolation.**

The 2020 KIDS COUNT County Profiles reflect child well-being prior to COVID-19. These data serve as benchmarks as we move forward.

Measures of child well-being are indicators of a true economic recovery.

