
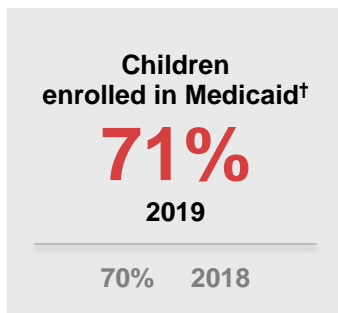
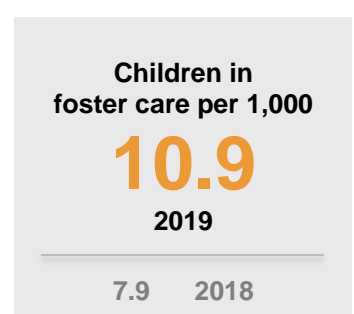
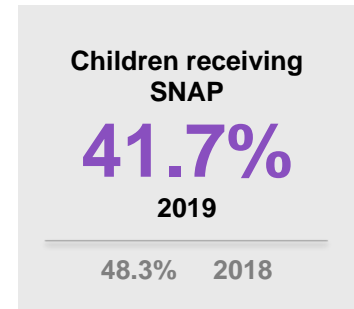
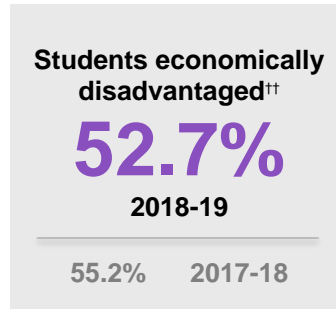

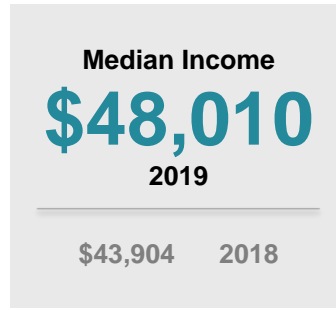
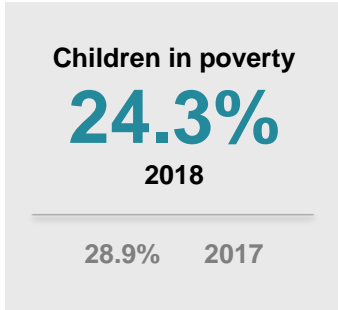


Mahoning COUNTY

2020

KIDS COUNT COUNTY PROFILE

	Ohio	Mahoning
Child population:	2,578,019	45,472
Percent Black:	15.7%	21.5%
Percent White:	76.2%	71.4%
Percent Asian:	2.6%	1.1%
Percent Hispanic:	6.4%	9.6%



[†]Based on county of residence

^{††}Some eligible districts can identify all or nearly all students as economically disadvantaged

*Rates based on fewer than 10 cases are unstable and not reported

***Rates based on fewer than 10 births are unstable and not reported

KIDS COUNT COUNTY PROFILE

Mahoning COUNTY



K-12
Education

Ohio

Enrollment	1,660,354
3rd Grade Reading - Proficient	61.2%
8th Grade Math - Proficient	41%
High School Graduation	85.3%
Chronic Absenteeism	12.5%
Suspensions or Expulsions per 100 Students	12.6



District	Enrollment	3rd Grade Reading - Proficient or Higher (%)	8th Grade Math - Proficient or Higher (%)	High School Graduation Rate (%)	Chronic Absenteeism (%)	Suspensions or Expulsions per 100 Students
Austintown Local Schools	4,437	71.0%	66.2%	92.9%	16.5%	16.5
Boardman Local	4,044	90.7%	79.8%	95.7%	9.5%	5.5
Campbell City	1,062	44.0%	22.5%	88.8%	28.3%	11.4
Canfield Local	2,564	88.3%	87.3%	97.7%	8.2%	1.0
Jackson-Milton Local	748	78.8%	82.8%	96.7%	13.9%	3.2
Lowellville Local	494	72.2%	65.8%	93.2%	17.0%	3.0
Poland Local	1,815	81.8%	84.0%	97.9%	10.5%	3.2
Sebring Local	407	76.5%	35.1%	84.9%	16.9%	15.5
South Range Local	1,242	86.0%	74.1%	97.5%	5.3%	1.0
Springfield Local	943	79.5%	69.1%	96.9%	5.8%	1.0
Struthers City	1,763	46.5%	75.4%	94.0%	20.6%	12.5
West Branch Local	1,989	71.7%	91.8%	93.5%	12.7%	5.6
Western Reserve Local	652	88.9%	68.3%	100.0%	10.0%	2.9
Youngstown City	5,264	30.8%	28.3%	84.9%	42.4%	44.3



COVID-19 has impacted the lives of Ohio's children and families with job loss, school closings and isolation.

The 2020 KIDS COUNT County Profiles reflect child well-being prior to COVID-19. These data serve as benchmarks as we move forward.

Measures of child well-being are indicators of a true economic recovery.