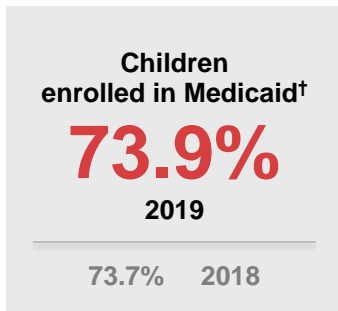
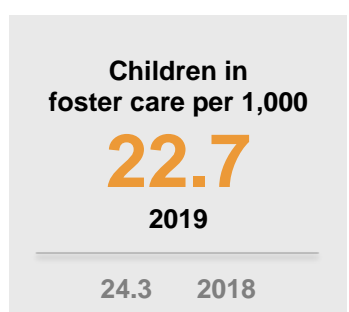
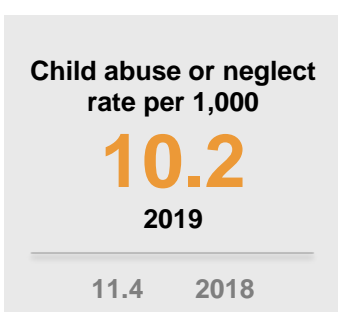
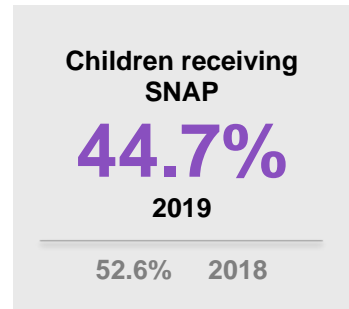


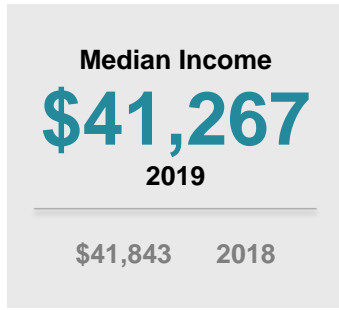
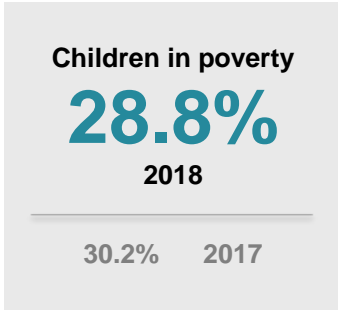


# Scioto COUNTY

2020

## KIDS COUNT COUNTY PROFILE

	Ohio		Scioto
Child population:	2,578,019	Child population:	16,277
Percent Black:	15.7%	Percent Black:	2.2%
Percent White:	76.2%	Percent White:	93.2%
Percent Asian:	2.6%	Percent Asian:	0.3%
Percent Hispanic:	6.4%	Percent Hispanic:	2.6%



<sup>†</sup>Based on county of residence

<sup>††</sup>Some eligible districts can identify all or nearly all students as economically disadvantaged

\*Rates based on fewer than 10 cases are unstable and not reported

\*\*\*Rates based on fewer than 10 births are unstable and not reported

# KIDS COUNT COUNTY PROFILE

Scioto

COUNTY



K-12  
Education

## Ohio

Enrollment	1,660,354
3rd Grade Reading - Proficient	61.2%
8th Grade Math - Proficient	41%
High School Graduation	85.3%
Chronic Absenteeism	12.5%
Suspensions or Expulsions per 100 Students	12.6



District	Enrollment	3rd Grade Reading - Proficient or Higher (%)	8th Grade Math - Proficient or Higher (%)	High School Graduation Rate (%)	Chronic Absenteeism (%)	Suspensions or Expulsions per 100 Students
Bloom-Vernon Local	843	83.1%	85.7%	93.1%	9.8%	2.5
Clay Local	688	55.8%	22.9%	91.4%	17.4%	2.5
Green Local	570	55.3%	54.5%	84.4%	22.9%	2.5
Minford Local	1,328	62.5%	25.0%	95.0%	14.8%	6.1
New Boston Local	414	50.0%	71.4%	92.1%	15.1%	29.9
Northwest Local	1,332	76.4%	40.2%	96.4%	17.9%	2.4
Portsmouth City	1,669	75.0%	38.3%	78.6%	18.8%	13.7
Valley Local	1,047	80.3%	83.5%	98.7%	18.5%	7.4
Washington-Nile Local	1,434	56.8%	83.5%	98.3%	10.7%	12.4
Wheelersburg Local	1,577	84.8%	82.1%	99.0%	7.5%	2.2



**COVID-19 has impacted the lives of Ohio's children and families with job loss, school closings and isolation.** The 2020 KIDS COUNT County Profiles reflect child well-being prior to COVID-19. These data serve as benchmarks as we move forward. Measures of child well-being are indicators of a true economic recovery.

## QUESTIONS FOR POLICYMAKERS

Many children are experiencing food insecurity for the first time due to COVID-19. As a community, how can we support child nutrition and help families keep food on the table?



Thousands of families have lost health coverage that was tied to their employment. How will you ensure that every child receives affordable healthcare?

With education moving online, children need safe, stable homes and high-speed internet. What is your plan to prevent housing instability and increase access to internet service?



KIDS COUNT is a project of the Annie E. Casey Foundation. CDF-OH publishes an annual KIDS COUNT Data Book to share trends of child well-being and to spark discussion on data-driven solutions to improve child outcomes. CDF-OH also updates state and county level data on the KIDS COUNT Data Center at [datacenter.kidscount.org](http://datacenter.kidscount.org).